



Association of
Title IX Administrators

Investigation Foundations for Higher Education

Training and Certification Course

WELCOME!

- Please log in to your ATIXA Event Lobby each day to access the training slides, supplemental materials, and to log your attendance.
- The ATIXA Event Lobby can be accessed by the QR code or visiting www.atixa.org/atixa-event-lobby in your internet browser.
- Links for any applicable training evaluations and learning assessments are also provided in the ATIXA Event Lobby. You will be asked to enter your registration email to access the Event Lobby.
- If you have not registered for this training, an event will not show on your Lobby. Please email events@atixa.org or engage the ATIXA website chat app to inquire ASAP.





Strategic Risk
Management Solutions



Any advice or opinion provided during this training, either privately or to the entire group, is never to be construed as legal advice or an assurance of compliance. Always consult with your legal counsel to ensure you are receiving advice that considers existing case law in your jurisdiction, any applicable state or local laws, and evolving federal guidance.

Content Advisory

The content and discussion in this training will necessarily engage with sex- and gender-based harassment, discrimination, and violence and associated sensitive topics that can evoke strong emotional responses.

ATIXA faculty members may offer examples that emulate the language and vocabulary that Title IX practitioners may encounter in their roles including slang, profanity, and other graphic or offensive language.

Course Introduction



The course focuses on the fundamental skills necessary to conduct sex- and gender-based violence, harassment, and discrimination investigations.



Practitioners will learn how to adapt the investigation process to other civil rights grievance processes including Title VI, Title VII, the ADA, and Section 504 of the Rehabilitation Act.



Our goal is to provide you with an in-depth exploration of each phase of an investigation and how to practically apply the concepts to your role within the Title IX Formal Grievance Process.

Title IX Overview

NOT FOR DISTRIBUTION

Title IX and Equity

- Title IX is a gender equity law
- Equity refers to the understanding that not all individuals have access to the same resources and opportunities
 - Equity focuses on providing support and resources to reduce disparities in access to the education program
 - Title IX seeks to remedy the inequities sex- and gender-based harassment, discrimination, and violence create

Title IX Compliance Oversight

Who is the Title IX Coordinator (TIXC)?

- Role mandated by Title IX regulations
- Oversees institutional Title IX compliance
- Responsibilities fall into two categories:
 - Responding to reports or complaints of sexual harassment and sex discrimination
 - Leading efforts to ensure gender equity across the entire institution



Review: Title IX Scope

Sex Discrimination

- Sex/Gender Discrimination
- Program Inequity

Retaliation

Sexual Harassment

- Quid Pro Quo
- Hostile Environment
- Sexual Assault
- Domestic Violence
- Dating Violence
- Stalking

Review: Title IX Scope

- Education program or activity
- Control over the Respondent
- Control over the context of the behavior
- Applies to both student and employee complaints



Review: Sex Discrimination Definitions

- **Disparate Treatment:** occurs when an institutional policy, practice, or procedure (or an agent thereof) **intentionally** discriminates
- **Disparate Impact:** occurs when an institutional policy, practice, or procedure (or an agent thereof) **unintentionally** discriminates
 - A policy may be intended to be neutral as written but it may be applied in a discriminatory manner

Review: Sexual Harassment Definitions

- Quid Pro Quo
- Hostile Environment
- Sexual Assault
- Dating Violence
- Domestic Violence
- Stalking



Definitions: Consent

- **Consent** is not defined by the Title IX regulations, but institutions are required by law to provide a definition (some states prescribe a definition applicable in that state)
- ATIXA's Definition:
 - Informed, knowing, and voluntary (freely given)
 - Active (not passive)
 - Creates mutually understandable permission regarding the conditions of sexual activity
 - No means no, but nothing also means no; Silence and passivity do not equal consent
 - To be valid, consent must be given immediately prior to or contemporaneously with the sexual or intimate activity
 - Consent can be withdrawn at any time, so long as it is clearly communicated verbally or non-verbally
 - Consent to one form of sexual activity does not necessarily imply consent to other forms of sexual activity

ATIXA Definitions

- Consent
- Retaliation
- Common additional offenses
 - Sexual Exploitation
 - Harm/Endangerment
 - Discrimination
 - Intimidation
 - Hazing
 - Bullying

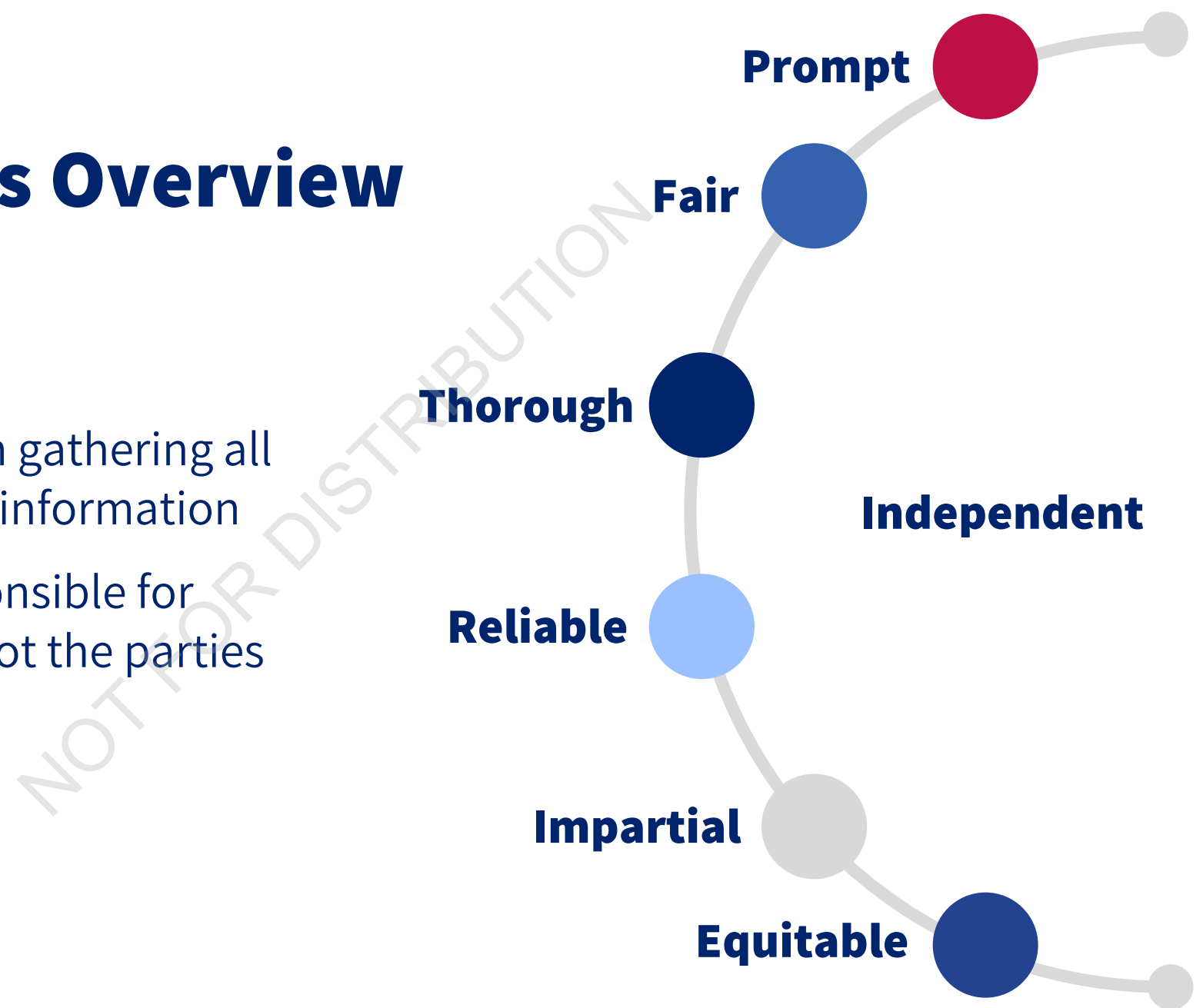
NOT FOR DISTRIBUTION



Civil Rights Investigations Overview

Civil Rights Investigations Overview

- Investigations focus on gathering all available and relevant information
- The institution is responsible for gathering evidence—not the parties




Bias and Conflicts of Interest

- Investigators must not have a conflict of interest or bias for or against the following:
 - Complainants
 - Respondents
 - Specific individuals involved with a complaint
 - Subject matter or details of the complaint itself
- Remember, Investigators have no “side” — their investment is in the integrity of the process

Activity: Recognizing Bias

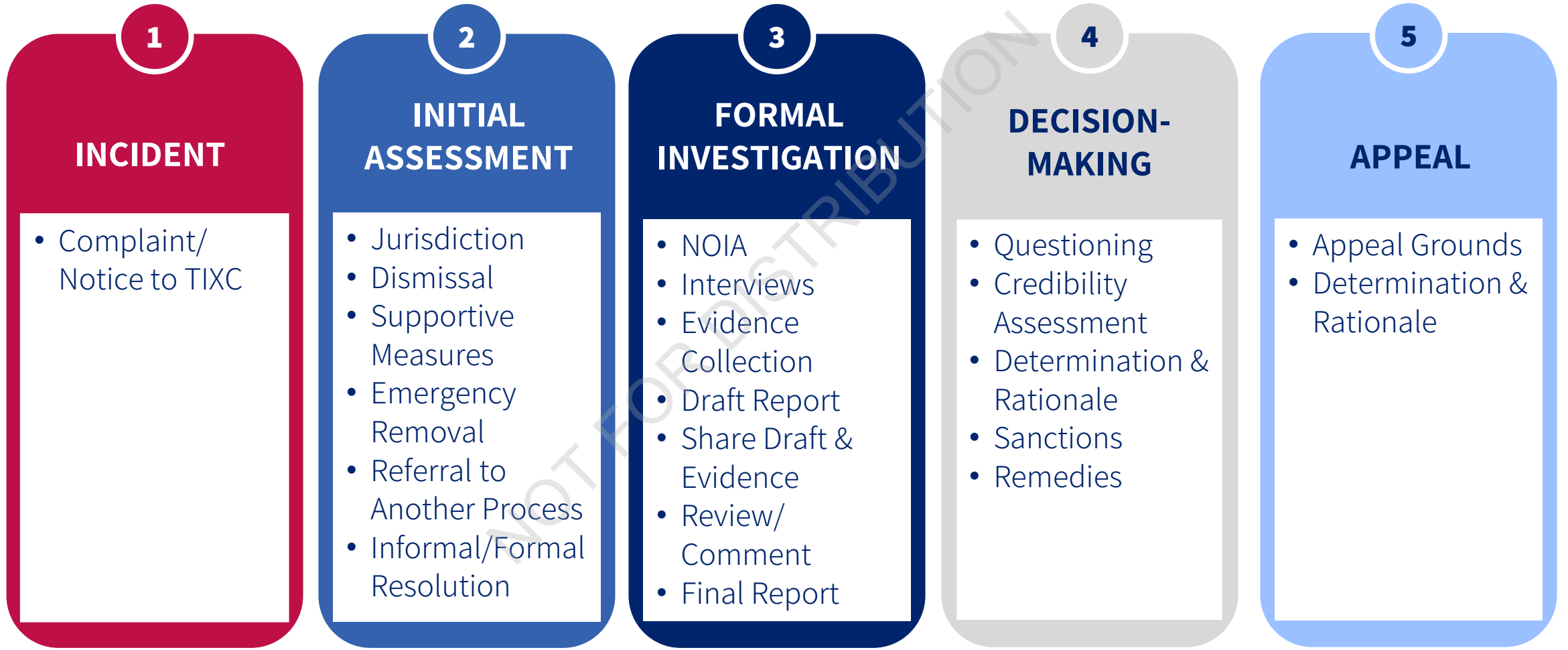
Bias Boxes



NOT FOR DISTRIBUTION

ATIXA'S Recommended Formal Grievance Process

Formal Grievance Process Overview



Title IX Grievance Process Overview

- Title IX investigations may examine allegations of sexual harassment, sex discrimination, or program inequity
- ATIXA's recommended investigation process is comprised of 10 steps over three phases:
 - Pre-investigation
 - Investigation
 - Post-investigation
- Not all phases involve the Investigator
- TIXC is responsible for Title IX Investigator oversight and supervision



Investigation Oversight and Supervision

TIXC responsibilities include:

- Appointing Investigators and ensuring training
- Helping Investigators to strategize
- Ensuring timeline compliance
- Overseeing recordkeeping
- Serving as primary point of contact for parties



Title IX Grievance Process Overview

Prompt Resolution

- Complete without undue delay
- Title IX regulations do not define “prompt”
 - 60 business days is a good guide
 - Investigations vary widely in complexity and pacing
- Grievance process may take longer than expected
 - Anticipate, mitigate, and document delays
 - Communicate with parties regarding delays

Equitable Resolution

- Treat all parties equitably
- Ensure that all parties have opportunity to fully participate

Title IX Grievance Process Overview

Rights of the parties during the grievance process:

- Present witnesses, including expert witnesses
- Present inculpatory and exculpatory evidence
- Discuss the allegations under investigation without restriction
- Gather and present relevant evidence without restriction
- Be accompanied by Advisor of their choice
- Written notice of the date, time, location, participants, and purpose of investigation interviews or other meetings, with sufficient time to prepare
- Inspect and review directly related evidence and investigation report

Investigation Overview

10 Steps of Investigations:

1. Receive Notice/Complaint
2. Initial Assessment & Jurisdiction Determination
3. Determine Basis for Investigation
4. Notice of Investigation and Allegations (NOIA)
5. Establish Investigation Strategy
6. Formal Comprehensive Investigation
7. Draft Investigation Report
8. TIXC Reviews Draft Report & Evidence
9. Parties Review Draft Report & Evidence
10. Final Investigation Report



Pre-Investigation

NOT FOR DISTRIBUTION

Pre-Investigation Steps

1

Notice/Complaint

2

**Initial Assessment
& Jurisdiction
Determination**

3

**Determine Basis
For Investigation**

Step 1: Notice/Complaint

- Institution receives a report, knowledge, or complaint of alleged harassment or discrimination
- TIXC is point person to receive reports and complaints, including referrals from mandated reporters
- **Report:** Any information that indicates a potential policy violation
- **Formal Complaint:** A written request for the institution to initiate its Formal Grievance Process
 - Signed by the Complainant
 - Could be signed by the TIXC

Step 2: Initial Assessment & Jurisdiction Determination

TIXC or designee will perform several steps including:

- Outreach and Intake to potential Complainant
- Jurisdictional Assessment
- Signing a Formal Complaint (if applicable)
 - Pattern, Predation, Threat, Violence, Weapons, Minors, Employee Respondent, Complainant not P/ATP
- Supportive Measures
- Emergency Removal or Administrative Leave (if applicable)
- Dismissal (if applicable)
- Pursuing Informal Resolution (if applicable)

Title IX Jurisdictional Assessment

- TIXC is responsible for conducting an initial assessment to determine Title IX jurisdiction:
 - Does the alleged conduct, if proven, meet one of the definitions of Title IX sexual harassment or sex/gender discrimination?
 - Who is the Complainant?
 - Who is the Respondent?
 - Does the institution have control over the context of the alleged behavior?
- If an allegation falls outside Title IX jurisdiction, the institution may proceed under another policy (i.e., student conduct)



Informal Resolution

- Title IX permits **voluntary** Informal Resolution (IR)
- Not available for employee-on-student sexual harassment
- IR is not defined by regulations
- Available at TIXC's discretion, at any time prior to a final determination
- Investigators should consult with TIXC to determine whether an investigation will proceed while IR is pursued
- IR facilitators must receive training, be free of bias or conflicts of interest
 - ATIXA recommends IR Facilitators not serve in any other roles for the same complaint

Step 3: Determine a Basis for Investigation

There are three bases for civil rights investigations:

- **Incident:** a specific incident or period
 - May involve one or multiple alleged violations
 - Sexual Harassment or Retaliation
 - Disparate Treatment or Disparate Impact
- **Pattern:** repetitive or similar behaviors or targets by the same Respondent over a period
 - Tend to involve multiple Complainants
- **Climate/Culture:** discriminatory policies, processes, and environments
 - 1975 regulatory framework
 - May have no identifiable Respondent

Investigation Scope

- TIXC determines the scope of the investigation
- **Scope** refers to the allegations, timeframes, and parties subject to the investigation
- Considerations:
 - Allegations outside of jurisdiction
 - Individual vs. Group
 - Multiple Complainants or Respondents
 - Counter-complaints
- May need to adjust scope during process



Who Should Investigate?

- Investigator(s) may not be Decision-maker(s) for the same complaint
- Tasks:
 - Conduct prompt, thorough, and impartial investigations
 - Collect the maximum amount of relevant information available
 - Write comprehensive investigation report summarizing all relevant evidence

**Full-Time
Investigator(s)**

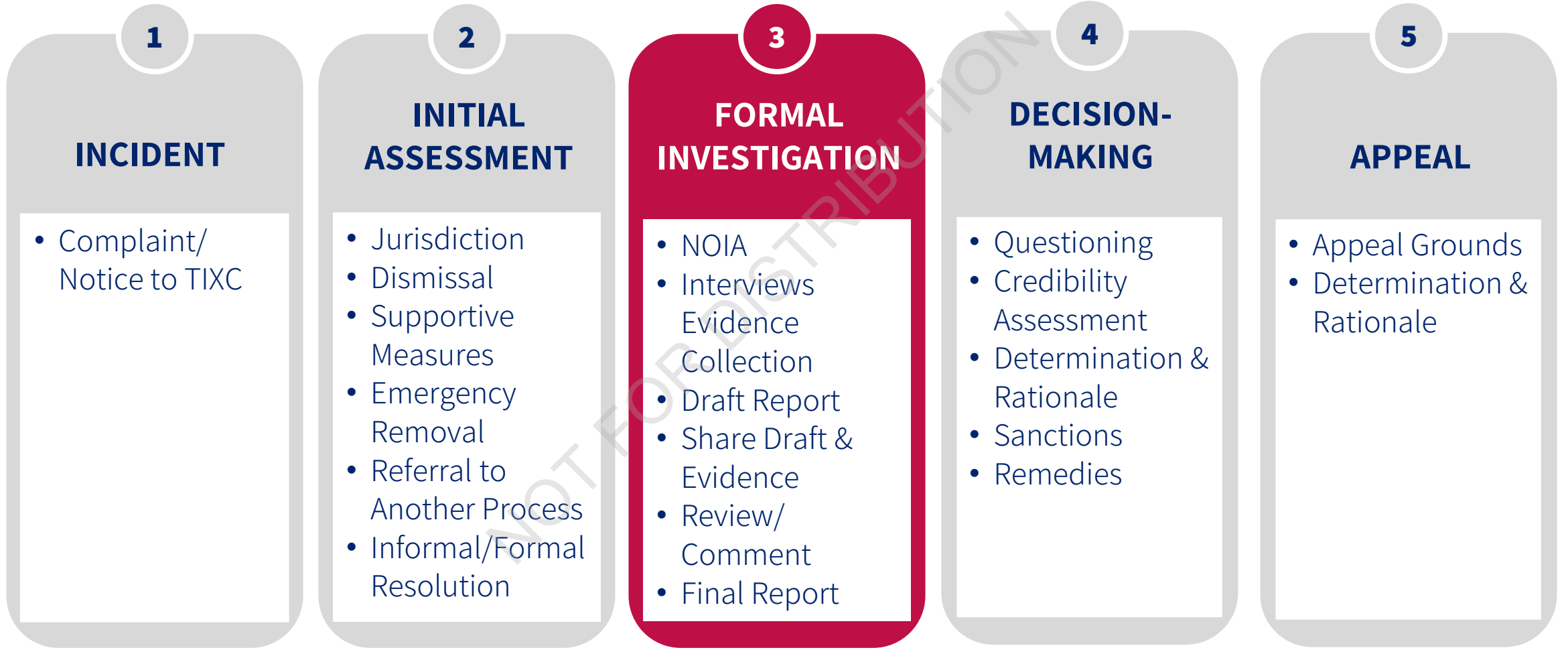
Investigator Pool

**Coordinator as
Investigator**

Investigation

NOT FOR DISTRIBUTION

Investigation



Investigation Steps

1. Receive Notice/Complaint
2. Initial Assessment & Jurisdiction Determination
3. Determine Basis for Investigation
- 4. Notice of Investigation and Allegations (NOIA)**
- 5. Establish Investigation Strategy**
- 6. Formal Comprehensive Investigation**
- 7. Draft Investigation Report**
- 8. TIXC Draft Report & Evidence Review**
- 9. Parties Draft Report & Evidence Review**
- 10. Final Investigation Report**

INCIDENT INVESTIGATION
SUMMARY

	Incident Date:
	Review Date:
by:	
t Summary:	
Root Causes:	

Step 4: Notice of Investigation and Allegations

- The Notice of Investigation and Allegations (NOIA) letter is sent to all parties simultaneously in writing
- The NOIA includes:
 - Notice of the allegations and known details, such as identities or the parties
 - A description of the alleged conduct and relevant policy provisions
 - The date and location of the alleged conduct
 - Information about grievance procedures
 - Any Informal Resolution options

Step 4: Notice of Investigation and Allegations

The NOIA must outline the parties' rights in the Formal Grievance Process:

- To present witnesses, including expert witnesses
- To present inculpatory and exculpatory evidence
- To freely discuss the allegations
- To be accompanied by an Advisor of their choice
- To receive written notice of all details and purpose, with sufficient time to prepare, of any investigation interview or other meeting they are requested to attend
- To review all relevant and directly related evidence before the investigation report is finalized

Step 4: Notice of Investigation and Allegations

The NOIA must also include:

- Presumption that Respondent is not responsible
- Include or reference current policy and procedures
- A statement that retaliation is not permitted
- Reference to any code of conduct provisions (student or employee) regarding consequences for knowingly providing false statements
- The NOIA must be updated if additional allegations arise or allegations change during the investigation

Recordkeeping

NOT FOR DISTRIBUTION

Recordkeeping

- Investigator is responsible for developing and maintaining an **investigation file** through the duration of the investigation
 - Copies of the policies and procedures in place at the time of the incident(s) and at the time of the investigation
 - Original NOIA and any subsequent NOIA updates
 - File for each party and witness
 - Approved interview transcripts
 - Associated evidence (e.g., screenshots, written statements)
 - Correspondence with the Investigator(s)
 - Collected evidence and evidence log

Recordkeeping

- Background information (education, employment, etc.)
 - Witness flowcharts
 - Contact Log
 - Investigator notes
 - Timelines for incident and investigation
 - Investigation Report
-
- Investigation file becomes part of the **comprehensive complaint file**
 - Title IX-related records must be maintained for a minimum of **seven years**

Contact Log

- All forms of contact with any party, witness, or third party regarding the complaint or associated needs
- Date, time, method of contact, topics discussed, determinations, and any agreed upon action steps for each interaction related to the Complaint

Date	Time	Contact	Type	Notes	Follow-up/ Resolution
1/25/23	1:00 PM	Sam Smith	Phone	Discussed getting emails from IT	Received emails from IT on 1/26/23
1/27/23	2:00 PM	Sally Harris	Email	Interview Scheduling Request	Interview scheduled for 1/29/23
1/29/23	3:00 PM	Sally Harris	In Person	Investigation Interview	Send transcript for verification

Evidence Log

- All evidence gathered with:
 - Description
 - Date of receipt
 - Source
 - Method of receipt
- Any evidence verification/authentication information

NOT FOR DISTRIBUTION



Evidence Log Example

Date	Source	Method of Receipt	Type	Description	Authentication
1/25/23	Sam Smith	Email	Security video footage; USB drive	Elevator video footage from 9:10 – 10:10 PM on 12/10/22	Closed circuit from Public Safety
1/27/23	Sally Harris	Social Media Screenshot	Social Media Screenshot	Post made by Respondent at 9:22 PM on 12/10/22	
1/29/23	Sally Harris	In Person	Call Record	Phone call log from Complainant's cell phone carrier	Email with attachment from carrier to Complainant

Investigation Timeline

- Investigators begin documenting an investigation timeline upon assignment of the formal complaint
- The comprehensive timeline should include:
 - Dates of all significant investigation steps
 - Dates of all meetings and interviews
 - Evidence collection and review periods
 - Report writing and review periods

Investigation Strategy and Interviews

NOT FOR DISTRIBUTION

Step 5: Establish Investigation Strategy

Investigator(s) consult with TIXC to strategize and plan the investigation:

- Elements of the specific policy provision(s) alleged to have been violated
- Challenges with the type of complaint and the parties involved
- Preliminary undisputed and disputed facts and their significance
- Initial witnesses and interview order
- Other types of possible evidence and the plan to acquire such evidence
- Anticipated obstacles and obstructions
- A working timeline for the investigation

Step 5: Establish Investigation Strategy

- Planning considerations:
 - Process delays
 - Coordination with law enforcement
 - Interview sequencing
 - Evidence collection
 - Anticipate obstacles/obstructions
 - Counter-complaints
 - Sharing information with parties and witnesses during the investigation

Process Delays

- Investigations must be completed within a reasonably prompt timeframe; avoiding undue delays
 - Investigations must proceed during academic breaks
 - Investigators should consult with TIXC if circumstances cause more than a short process delay
- Provide parties with written notice and rationale for any delays
- Parties may request reasonable extensions on a case-by-case basis
 - Grant or deny extensions equitably
 - Extensions must be documented

Coordinating with Law Enforcement

- Law enforcement may also be investigating one or more of the allegations in the Title IX investigation
- Law enforcement may request that the institution pause or stop its investigation; however, the Title IX investigation cannot be unreasonably delayed
- Pausing for a reasonable time to permit law enforcement to gather evidence is permissible
- Criminal investigation cannot substitute for the Title IX investigation



Interview Sequencing

- Conduct interviews as promptly as possible to capture fresh recollections (but not before NOIA)
- Identify an initial witness list and solicit additional witness suggestions from parties and other witnesses
- Investigator retains discretion to determine whether a suggested witness has relevant information
 - When unsure, err on the side of conducting the interview

Sample Interview Sequences

Sequence A



Sample Interview Sequences

Sequence B



Sample Interview Sequences

Sequence C



Evidence Collection

- Active process to gather evidence
- Identify potential sources of information
- Document efforts to gather, even when not successful



Counter-Complaints

- Respondents may file a **counter-complaint** of sexual harassment or sex discrimination against the Complainant if there is Complainant conduct that they wish to report
- Reporting other alleged misconduct (e.g., drug dealing, academic misconduct) is not considered a counter complaint
- May occur prior to, during, or after the investigation of the original complaint

Information Sharing

- Information sharing practices must balance transparency, privacy, and strategy, as well as the parties' rights
- Witnesses may have limited or no knowledge about the complaint itself
- Witnesses may or may not know the parties or other witnesses
- Some information sharing will be necessary
- The parties will have access to all relevant and directly related information at the conclusion of the investigation

Formal Investigation

NOT FOR DISTRIBUTION

Step 6: Formal Comprehensive Investigation



THOROUGH



RELIABLE



IMPARTIAL



PROMPT



FAIR



EQUITABLE

NOT FOR DISTRIBUTION

Party and Witness Investigation Concerns

Confidentiality vs. Privilege vs. Privacy

1

CONFIDENTIALITY

Those who receive reports from students (and sometimes employees) and need not report to the TIXC

2

PRIVILEGE

A legal obligation, such as an attorney giving advice in an attorney/client relationship or clergy providing pastoral advice

3

PRIVACY

Only disclosing the allegations to those who need to know, but cannot guarantee confidentiality

Working with Advisors

- Parties have the right to be accompanied by an Advisor of their choice
- “Of choice” truly means anyone
- Investigators may establish participation ground rules, if applied equitably
- Parties may request that the institution provide an Advisor for hearing
 - Institutions may choose to appoint earlier in process
- Advisors may ask questions of the other party and any witnesses on behalf of the party they advise during live hearings



Pre-Interview Planning

- Before scheduling interviews, consider:
 - Interview location
 - Interview scheduling constraints
 - Interview participants
 - Interview preparation
- Must provide written notification to parties with sufficient time to prepare
 - Date, time, location, participants, and purpose
- Cannot mandate participation in interviews
- It can be beneficial to conduct interviews in person, when possible, but videoconferences are common
- Investigator should always prepare initial questions in advance, but remain flexible

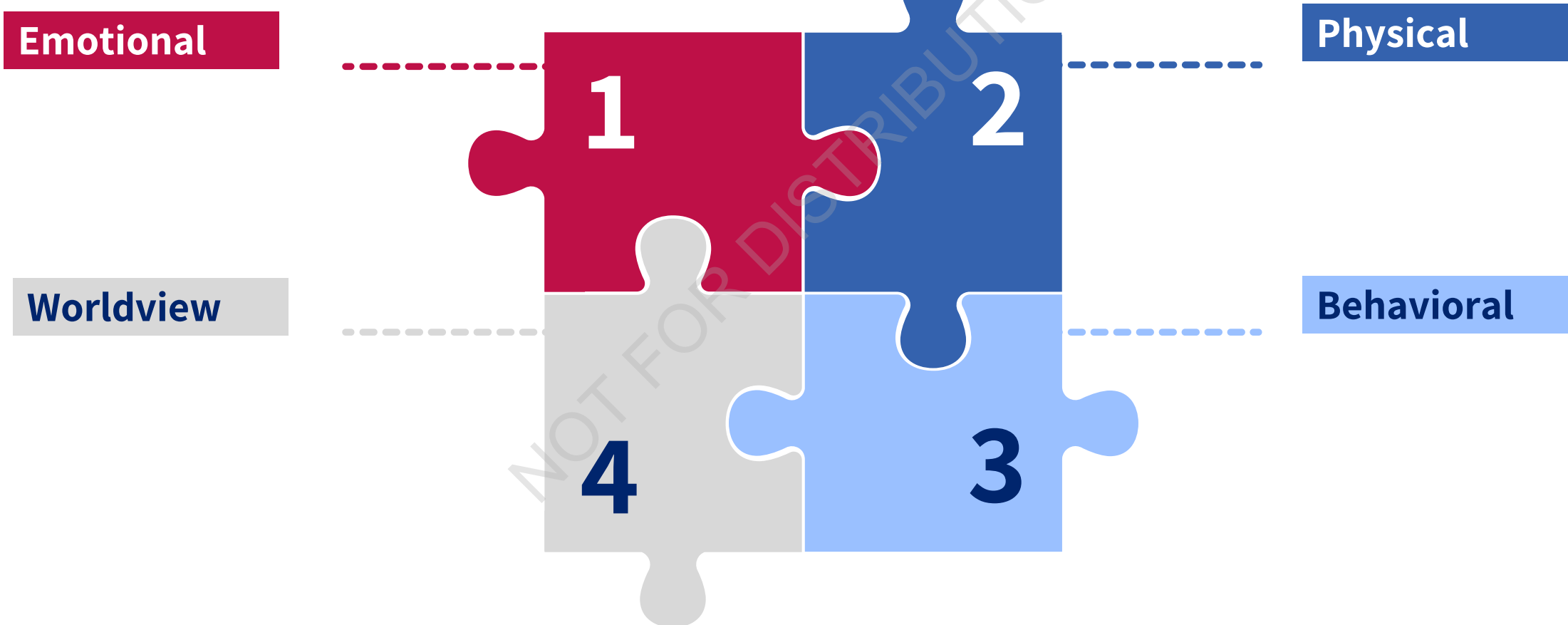
Building Rapport

- GOAL: Interviewee trusts that you are neutral and impartial
- Investigators can help set the tone for a productive interview
- Maintain professionalism
- Provide transparency about expectations and the process
- Balance neutrality with compassionate approach
- Ask questions in a straightforward, non-judgmental manner
- Follow up in a timely manner, if necessary
- Use a trauma-informed approach to working with all parties and witnesses

Trauma-Informed Practices

- **Trauma** is exposure to an event or events that create a real or perceived threat to life, safety, sense of well-being and bodily integrity
 - Acute, chronic, or complex
 - Neurological, biological, psychological, social, and emotional impacts
 - Developmental, intergenerational, historical, secondary, vicarious, or collective
 - Responses to trauma can vary, depending on a variety of factors
- Provide all persons with support that makes TIX services and processes accessible, including those who may have experienced trauma

Impacts of Trauma



Trauma-Informed Practices

- Key principles of trauma-informed practice:
 - Safety
 - Trustworthiness and transparency
 - Collaboration and mutuality
 - Empowerment, voice, and choice
 - Cultural, historical, and gender issues
- **ATIXA Position Statement:** Application of trauma-informed practices in our field has gotten ahead of the actual science
 - **ATIXA Recommendation:** Incorporate trauma-informed investigation and interviewing methods without compromising gathering credible, relevant evidence
 - Trauma-informed practices should not significantly influence evidence evaluation

“The Spiel”

- Establishing rapport creates a conducive interview environment
- “The Spiel” helps an interviewee to understand the Investigator’s role and the process

- Investigator introduction and role
- Purpose of investigation
- Role of the Advisor
- Interview questions
- Notetaking practices
- Commitment to privacy
- Witness-specific information
- Post-interview steps
- Interview expectations
- Relevant policies
- Acknowledge difficulty
- Retaliation reminder

Activity: Practicing Your Spiel

Interviewing Skills

- Investigators build and improve skills over time and with practice:
 - Appropriate questioning
 - Body language and non-verbal communication
 - Active listening
 - Seeking clarification
 - Identifying gaps

NOT FOR DISTRIBUTION



Questioning Considerations

- An interview is a conversation designed to elicit information in a non-accusatory manner
- Start with broad questions, but focus on timelines and details as well
- Explore all gaps in information; answer all questions
- Ask purposeful questions:
 - What do I need to know?
 - Why do I need to know it?
- Use policy definitions to inform questions
- Avoid unnecessary repetition or traumatic re-triggering
- Choose or blend effective questioning strategies/methodologies

Questioning Tips

- Listen carefully
- Seek to clarify terms that have multiple meanings
 - “We hooked up” or “She was acting weird”
- Avoid:
 - Accusatory or argumentative questions or tone
 - Confusing questions
 - Blaming questions
 - “Double-barreled” questions
 - Evaluative responses
 - Sanitizing language (use the terms used by the interviewee)



Consent Construct: Three Questions

1. Was **force** used by the Respondent to obtain sexual or intimate access?
2. Was the Complainant **incapacitated**?
 - a. If so, did the Respondent know, or
 - b. Should the Respondent have known that the Complainant was incapacitated
3. What **clear words or actions** by the Complainant gave the Respondent permission for each specific sexual or intimate act that took place as it took place?

Interview Challenges: Resistance, Reluctance, and Lying

- Offer a reminder of Investigator's role as a neutral fact-gatherer
- Maintain rapport and avoid accusation
 - “Help me understand...”
 - “I think I’m missing something...”
 - “Can you tell me more about that?”
- Use language mirroring
- Allow opportunity for interviewee to restate
- Review retaliation, amnesty policies, expectation of truthfulness

Final Questions for Interviews

- “Is there anyone else that you think we should talk to?”
- “Are there any questions you expected that we didn’t ask?”
- “Is there anything else you think we need to know?”
- FOR THE PARTIES: “Are there any questions that you would like us to ask any other witness or the other party(ies)?”
- Document questions and answers provided
- Keep a running list of the questions suggested/requested by each party
 - Whether and when the question was asked
 - Rationale for not asking any question(s) based on irrelevance or impermissible evidence

Activity: Developing Questions

Activity: Developing Questions

- Refer to the Sample Notice of Investigation and Allegations (NOIA) in the course lobby
- Read the NOIA and begin developing interview questions based on the allegations and policy language provided

Interview Documentation and Review

- Maintain interview transcripts or written summaries
 - **Transcript:** word-for-word documentation of a recorded interview
 - **Summary:** Investigator's summation all information gathered during entire interview (may be several paragraphs or pages, depending on interview length)
- Recording is an increasingly common practice
- Parties and witnesses should be invited to review their interview transcript/summary
 - Verify accuracy, clarify where needed, and provide additional information

Understanding Evidence

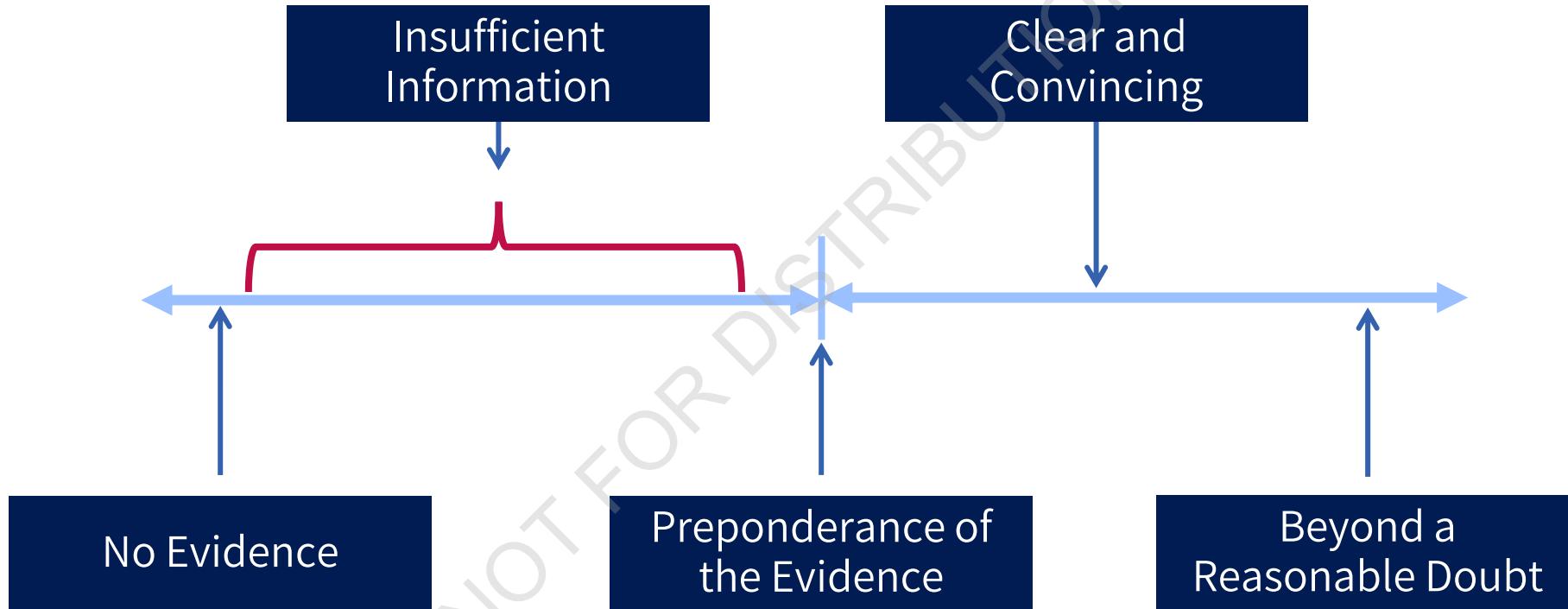
- Duty to collect and objectively evaluate all evidence that is relevant to the complaint
- **Evidence** is any kind of information presented to help determine what occurred
- **Relevant evidence** is evidence that tends to prove or disprove the underlying allegations
 - Inculpatory and exculpatory evidence
- **Directly related evidence** is connected to the complaint, but is neither inculpatory nor exculpatory



Standard of Evidence

- Two options:
 - Preponderance of the evidence
 - Clear and convincing evidence
- Standard of evidence must be consistent for all formal complaints of sexual harassment in all policies
- Must apply the same standard for complaints against students and employees, including faculty
- Investigator must be familiar with the standard in institutional policy
- ATIXA recommends the preponderance of the evidence standard

Standard of Evidence



Preponderance of the Evidence is the current industry standard.

Types of Evidence

Documentary Evidence

Supportive writings or documents

Electronic Evidence

Photos, text messages, and videos

Real Evidence

Physical objects

Direct or Testimonial Evidence

Personal observation or experience

Circumstantial Evidence

Not eyewitness, but compelling

Hearsay Evidence

Statement from outside the interview presented as truthful

Character Evidence

Evidence of a person's character or character traits

Specific Evidence Issues: Privileged and Medical Information

The party must provide permission to obtain and/or include:

- Evidence protected under a legally recognized privilege
- Records made or maintained by:
 - Physician
 - Psychiatrist
 - Psychologist

Specific Evidence Issues: Rape Shield Provision

- Evidence of the **Complainant's sexual predisposition** is never relevant
- Evidence of the **Complainant's prior sexual behavior** is not relevant except:
 - If offered to prove that someone other than the Respondent committed the alleged conduct; or
 - If offered to prove consent with respect to prior consent with the Respondent
- Even if admitted/introduced by the Complainant
- Does not apply to Respondent's prior sexual behavior or predisposition

Credibility

- **Credibility** is largely a function of corroboration and consistency
- **Credibility Assessment** involves evaluating the extent to which evidence is believable and reliable (accurate or truthful)
 - Refrain from focusing on irrelevant inaccuracies and inconsistencies
- **Note:** memory errors alone do not necessarily diminish witness credibility, nor does some evasion



Credibility Assessment

Consider the following elements to establish credibility:

- **Corroborating Evidence:** evidence that can be verified by an independent and objective individual
- **Inherent Plausibility:** information that is believable on its face
- **Motive to Falsify**
- Additional elements that investigators should consider, but are commonly less probative are:
 - **Past Record**
 - **Demeanor**

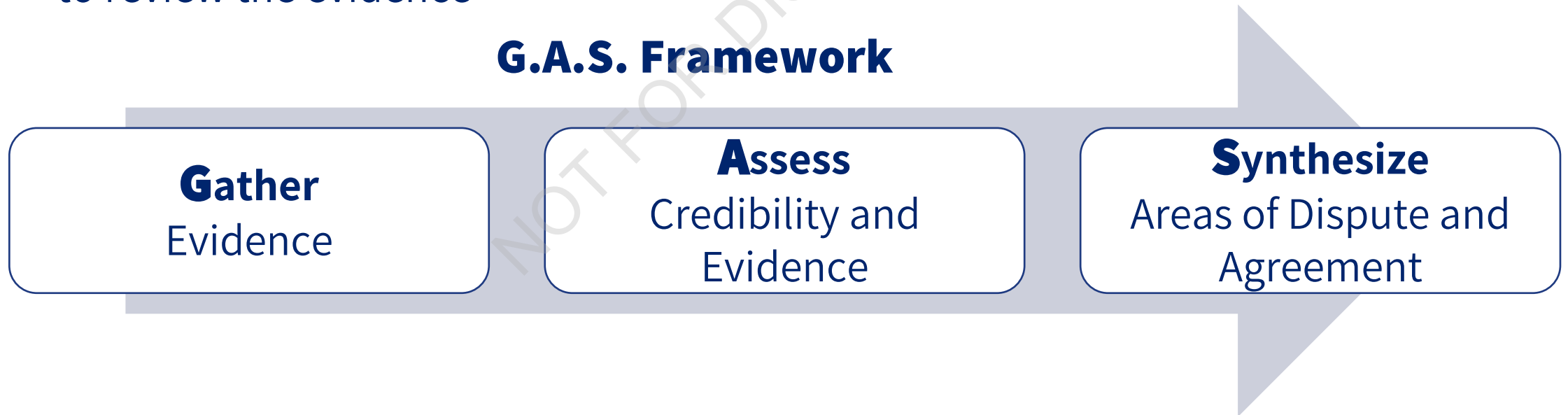
Evidence Authentication

- Not all evidence has the same degree of credibility
 - Less credible evidence may be less reliable evidence
- Investigator should seek the highest quality evidence available
- Investigators should try to authenticate all evidence provided
 - Check for possible fabrication of evidence
 - Corroborate information between witnesses
 - Try to obtain complete, rather than partial, records when possible

Step 7: Draft Investigation Report

- Title IX requires a written investigation report that fairly summarizes all relevant evidence and the investigation
- ATIXA recommends sharing draft report in Step 8 when the parties are entitled to review the evidence

G.A.S. Framework



Investigation Report Elements

Comprehensive investigation report typically includes:

- Complaint and party information
- Jurisdiction
- Scope
- Applicable policies
- Investigation timeline
- Summary of evidence
- Analysis
 - Credibility Assessment
 - Disputed and non-disputed facts
- Conclusion
- Appendices

Investigation Report Steps

Draft Investigation Report



TIXC/Legal Counsel Review Draft Investigation Report



Parties and Advisors Review Draft Investigation Report



Final Investigation Report

Step 8: Report Review

- TIXC and/or legal counsel reviews draft investigation report prior to providing it to the parties
- Reviewer(s) identifies gaps, logic leaps, typographical errors, and substantive issues
- Reviewer(s) should not rewrite any section of the report but can ask questions and provide suggestions
- Investigator should review and incorporate helpful edits and suggestions
- Institutions may elect to complete this review after the parties' review or have two separate TIXC/legal counsel reviews



Step 9: Parties and Advisors Review Draft Investigation Report

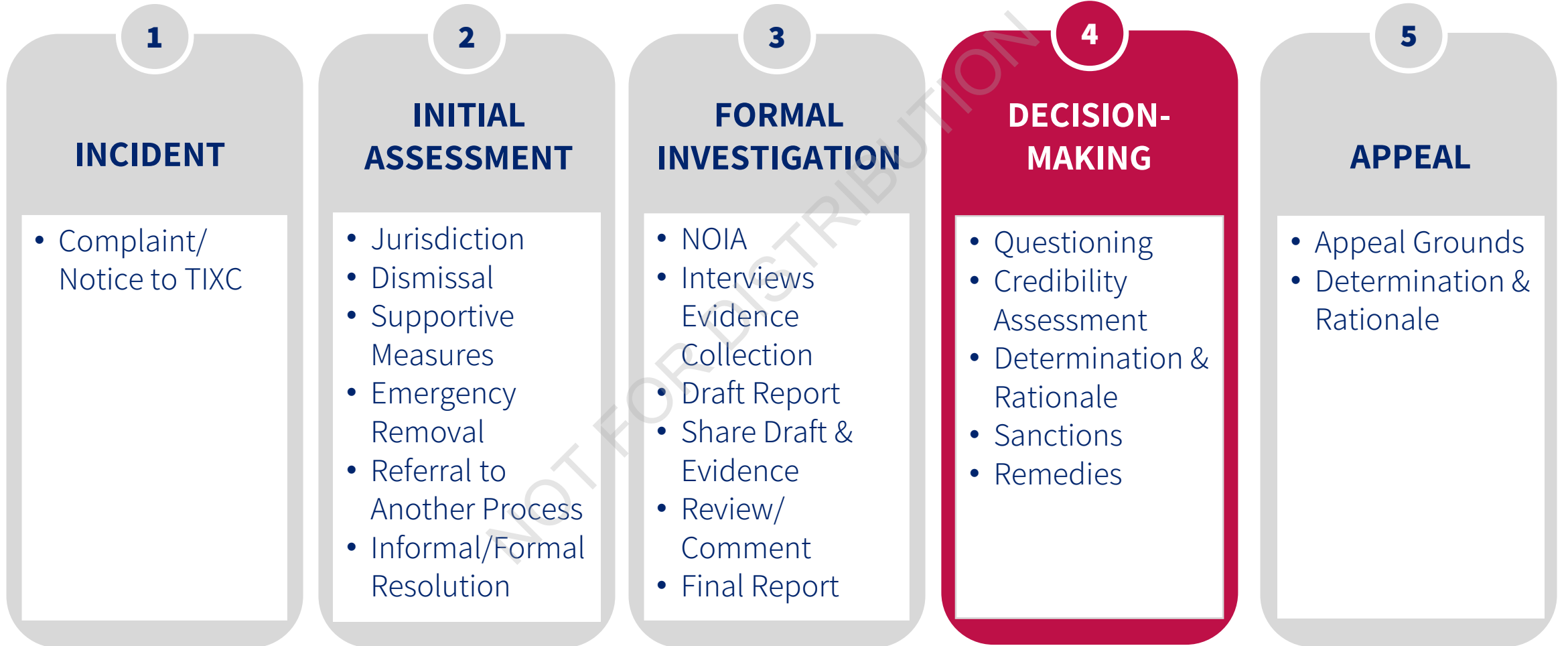
- Draft report and directly related evidence must:
 - Be sent to each party and Advisor in an electronic format or hard copy
 - Include evidence upon which the Recipient does not intend to rely
 - Include exculpatory and inculpatory evidence
- Investigator must:
 - Allow 10 days for written response
 - Consider parties' feedback and incorporate where appropriate
 - Document rationale for not making recommended changes as appropriate

Step 10: Final Investigation Report

- Institutions determine the final investigation report review process
 - Once finalized, the investigation report is distributed simultaneously to the parties and their Advisors
 - The Title IX office provides the report to the Decision-maker(s)
- Parties and Advisors will be sent the final investigation report for review at least 10 days prior to the hearing

Post-Investigation: Decision-Making and Hearings

Decision-Making



Decision-Making

- Separate Decision-maker(s) who is not the TIXC or Investigator for allegations of sexual harassment; may use a different structure for other types of complaints
- Decision-making models situate the Investigator role in three ways:
 - Investigator as gatherer
 - Investigator as synthesizer
 - Investigator as recommender
- Decision-maker relies heavily on the work of the Investigator to determine:
 - Relevance of all evidence
 - Credibility of all evidence
- Decision-maker determines if the Respondent violated policy, and if so, what sanctions or remedies are appropriate and necessary

Live Hearings

- All sexual harassment complaints must be resolved through a live hearing unless an Informal Resolution is reached
- Investigator may be asked to participate as a witness in the live hearing and be questioned by the Decision-maker(s) and/or parties through their Advisors
 - Example: Why did you decide some evidence relevant; other evidence was not?
- Decision-maker manages the hearing and questioning to limit to relevant evidence
- Hearing can be held in a physical location or virtually
- Must record hearing or create transcript

Written Determinations

▪ Written Determination

- Authored by Decision-maker(s)
- TIXC/Legal counsel reviews
- TIXC communicates to the parties simultaneously in writing

▪ Finality

- On the date the Recipient provides a written appeal determination
 - OR the date when an appeal would no longer be timely

Written Determination Elements

- Applicable policy
- Procedural steps from complaint through determination
- Statement of and rationale for the result of each specific allegation
- Sanctions imposed (if any) and rationale for chosen sanctions or deviation from precedent
- Whether remedies will be provided to Complainant
- Procedures and bases for appeal

Appeals

NOT FOR DISTRIBUTION

Appeals

1

INCIDENT

- Complaint/
Notice to TIXC

2

INITIAL ASSESSMENT

- Jurisdiction
- Dismissal
- Supportive
Measures
- Emergency
Removal
- Referral to
Another Process
- Informal/Formal
Resolution

3

FORMAL INVESTIGATION

- NOIA
- Interviews
- Evidence
Collection
- Draft Report
- Share Draft &
Evidence
- Review/
Comment
- Final Report

4

DECISION- MAKING

- Questioning
- Credibility
Assessment
- Determination &
Rationale
- Sanctions
- Remedies

5

APPEAL

- Appeal Grounds
- Determination &
Rationale

Appeals

Must offer appeals on one or more of the following grounds:

1

Procedural irregularity that affected the outcome of the matter

2

New evidence that was not reasonably available at the time of the determination that could affect the outcome of the matter

3

Conflict of interest or bias for or against complainants or respondents generally or the individual complainant or respondent that affected the outcome of the matter

Institutions have the discretion to add additional appeal grounds.

Appeals

Appeal Decision-maker:

- Must complete a written determination with rationale
- Determinations may include:
 - **Upholding** the original determination and sanctions (if any)
 - **Remanding** the complaint back to the Decision-maker for reconsideration or to the Investigator for further investigation
 - **Modifying** the original determination and/or sanctions (if any)
 - **Overturing** the determination (not recommended)
- Cannot be TIXC or serve in another role in the same complaint resolution



Association of
Title IX Administrators

Questions?

NOT FOR DISTRIBUTION



Association of
Title IX Administrators

**ALL ATIXA PROPRIETARY TRAINING MATERIALS ARE COVERED BY
THE FOLLOWING LIMITED LICENSE AND COPYRIGHT.**

By purchasing, receiving, and/or using ATIXA materials, you agree to accept this limited license and become a licensee of proprietary and copyrighted ATIXA-owned materials. The licensee accepts all terms and conditions of this license and agrees to abide by all provisions. No other rights are provided, and all other rights are reserved. These materials are proprietary and are licensed to the licensee only, for their use. This license permits the licensee to use the materials personally and/or internally to the licensee's organization for training purposes, only. If these materials are used to train Title IX personnel, they are subject to 34 CFR Part 106.45(b)(10), requiring all training materials to be publicly posted on a Recipient's website. If you have lawfully obtained ATIXA materials by registering for an ATIXA training, you are licensed to use the materials provided for that training. Licensees may download and post a PDF version of training materials for their completed training to their organizational website to comply with federal regulations.

You are not authorized to copy or adapt these materials without ATIXA's explicit written permission. No one may remove this license language from any version of ATIXA materials. Licensees will receive a link to their materials from ATIXA. That link, or links to the materials on that page only, may be posted to the licensee's website for purposes of permitting public access to the materials for review/inspection, only. Should any non-licensee post these materials to a public website, ATIXA will send a letter instructing the licensee to immediately remove the content from the public website upon penalty of copyright violation. These materials may not be used for any commercial purpose except by ATIXA.